



# AUSTIN ENGINEERING COMPANY LIMITED

Regd. Office & Works.  
Patla, Ta. Bhesan, Via Ranpur (Sorath), Post Hadmatiya-362 030, Dist. Junagadh. (India)  
Phones : (02873) 252223, 252267, 252268 Fax : (02873) 252225  
CIN. L27259GJ1978PLC003179

Aec/sec/BSE-Letter/2015/235

July 23, 2015

**CIN : L27259GJ1978PLC003179**

**To,**  
**The Dy. General Manager,**  
**Department of Corporate Services,**  
**Mumbai Stock Exchange Limited,**  
New Trading Ring, 1<sup>st</sup> Floor, Rotunda Building,  
P. J. Tower, Dalal Street,  
**MUMBAI 400 001.**

## **Sub : Unaudited Financial Result – 30th June, 2015.**


Dear Sir,

Attached herewith Unaudited Financial Results for the First Quarter ended 30<sup>th</sup> June, 2015 of the Company.

Kindly take the document on record.

Thanking you,

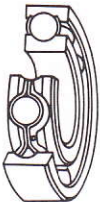
Yours faithfully,  
**For AUSTIN ENGINEERING CO. LTD.,**

  
**Director**

**Encl : a/a.**

For Austin Engineering Co. Ltd.

  
**Authorized Signatory**



Manufacturers of :  
**ALL KINDS OF BEARINGS**



ISO 9001 : 2008  
ISO / TS 16949 : 2009  
ISO 14001 : 2004  
OHSAS 18001 : 2007

www.tuv.com  
ID 0910099553



# AUSTIN ENGINEERING COMPANY LIMITED

Regd. Office & Works.

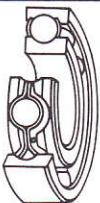
Patla, Ta. Bhesan, Via Ranpur (Sorath), Post Hadmatiya-362 030, Dist. Junagadh. (India)

Phones : (02873) 252223, 252267, 252268 Fax : (02873) 252225

CIN. L27259GJ1978PLC003179

## AUDITED / UNAUDITED FINANCIAL RESULTS FOR THE QUARTER / YEAR ENDED 30th JUNE, 2015

PARTICULARS	STANDALONE				CONSOLIDATED				Rs. In Lacs
	QUARTER ENDED		YEAR ENDED		QUARTER ENDED		YEAR ENDED		
	Unaudited	Unaudited	Unaudited	Audited	Unaudited	Unaudited	Unaudited	Audited	
PART - I	30/06/15	31/03/15	30/06/14	31/03/15	30/06/15	31/03/15	30/06/14	31/03/15	
1 (a) Net Sales / Income from Operations (Net of excise duty)	2023.82	2669.91	2173.01	9631.11	2079.56	2728.39	2295.60	9933.03	
(b) Other Operating Income	28.11	39.88	35.30	198.76	28.11	39.88	35.35	198.76	
Total Operating Income	2051.93	2709.79	2208.31	9829.87	2107.67	2768.27	2330.95	10131.79	
[c] Other Income	24.68	11.40	6.13	25.08	24.72	7.83	6.13	21.58	
Total Income from Operations (net)	2076.61	2721.19	2214.44	9854.95	2132.39	2776.10	2337.08	10153.37	
2 Expenditure									
(a) Cost of material consumed	747.07	855.86	679.81	3140.78	747.07	854.89	679.81	3139.81	
(b) Purchase of stock-in-trade	345.23	309.12	368.82	1494.25	345.23	309.12	368.82	1494.25	
(c) Changes in inventories of finished goods, work in progress and stock-in-trade	(296.62)	34.68	(150.16)	(373.25)	(296.62)	(27.81)	(150.16)	(435.74)	
(d) Employees benefit expense	442.55	484.11	381.24	1690.88	468.54	518.15	401.39	1804.61	
(e) Other Expenditure	705.71	926.67	753.93	3233.74	726.21	1009.68	823.72	3460.49	
TOTAL	1943.94	2610.44	2033.64	9186.40	1990.43	2664.03	2123.58	9463.42	
3 Profit before Finance cost, Depreciation, Tax and Exceptional items	132.67	110.75	180.80	668.55	141.96	112.07	213.50	689.95	
4 Depreciation and Amortisation Expenses	30.14	5.07	42.71	130.85	33.16	9.14	45.33	142.78	
5 Profit before Finance cost & exceptional items	102.53	105.68	138.09	537.70	108.80	102.93	168.17	547.17	
6 Finance cost	30.10	27.31	23.05	94.17	30.72	28.43	23.89	97.80	
7 Profit after Finance cost but before Exceptional items	72.43	78.37	115.04	443.53	78.08	74.50	144.28	449.37	
8 Exceptional items	0.00	0.00	0.00	0.00	0.00	0.00	0.00	0.00	
9 Profit from ordinary activities before Tax	72.43	78.37	115.04	443.53	78.08	74.50	144.28	449.37	
10 Tax Expenses									
- Current Tax	21.00	47.50	36.00	159.50	23.00	45.94	46.50	161.24	
- Deferred Tax Liability (Assets)	(2.43)	(37.04)	(9.47)	(44.55)	(2.43)	(12.19)	(9.47)	(19.70)	
11 Net Profit for the Period/ Year	53.86	67.91	88.51	328.58	57.51	40.75	107.25	307.83	
12 Paid-up-Equity Share Capital (Face Value of Rs.10/-)	347.78	347.78	347.78	347.78	347.78	347.78	347.78	347.78	
13 Reserves Excluding Revaluation Reserves				5353.99				5493.65	
14 Earnings Per share (In Rs) (not annualised)									
(a) Basic	1.55	1.95	2.54	9.45	1.65	1.17	3.08	8.85	
(b) Diluted	1.55	1.95	2.54	9.45	1.65	1.17	3.08	8.85	
<b>PART - II</b>									
<b>A PARTICULARS OF SHAREHOLDING</b>									
1 Public Shareholding									
- Number of Shares	2302721	2302621	2267251	2302621	2302721	2302621	2267251	2302621	
- Percentage of Shareholding	66.21%	66.21%	65.19%	66.21%	66.21%	66.21%	65.19%	66.21%	
2 Promoters and Promoter Group									
Shareholding									
a) Pledged / Encumbered									
- Number of Shares									
- Percentage of Shares ( as a % of the total shareholding of Promoters and Promoter group)									
- Percentage of Shares ( as a % of the total share capital of the Company)									
b) Non Encumbered									
- Number of Shares	1175079	1175179	1210549	1175179	1175079	1175179	1210549	1175179	
- Percentage of Shares ( as a % of the total shareholding of Promoters and Promoter group)	100%	100%	100%	100%	100%	100%	100%	100%	
- Percentage of Shares ( as a % of the total share capital of the Company)	33.79%	33.79%	34.81%	33.79%	33.79%	33.79%	34.81%	33.79%	
<b>B PARTICULARS</b>									
<b>INVESTOR COMPLIANTS</b>									
Pending at the begning of the quarter									NIL
Received during the quarter									NIL
Disposed of during the quarter									NIL
Remaning unresolved at the end of the quarter									NIL
Notes :									
1) The above results were reviewed by the Audit Committee and taken on record by the Board of Directors at their Meeting held on 23rd July, 2015.									
2) Previous Periods / Years Figures have been regrouped wherever necessary.									
3) Business Segment is reported as defined in Accounting Standard (AS)-17.									
4) The Book Value of Rs.165/- Per Equity Share of Rs 10 Each as on 30/06/2015.									



Manufacturers of :  
ALL KINDS OF BEARINGS



ISO 9001 : 2008  
ISO / TS 16949 : 2009  
ISO 14001 : 2004  
OHSAS 18001 : 2007

www.tuv.com  
ID 0910099553

Junagadh off.: 101, G.I.D.C. Estate, Vadal Road, Junagadh - 362 003. (India) Tel.: (91-285) 2660069 Fax: (91-285) 2661505

e-mail : info@aec.com Visit us at http://www.aec.com



# AUSTIN ENGINEERING COMPANY LIMITED

Regd. Office & Works.

Patla, Ta. Bhesan, Via Ranpur (Sorath), Post Hadmatiya-362 030, Dist. Junagadh. (India)

Phones : (02873) 252223, 252267, 252268 Fax : (02873) 252225

CIN. L27259GJ1978PLC003179

## SEGMENT WISE REVENUE RESULT & CAPITAL EMPLOYED FOR THE QUARTER & YEAR ENDED 30TH JUNE, 2015

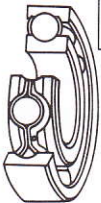
Particulars	QUARTER ENDED			Rs. In Lacs
	Unaudited	Unaudited	Unaudited	YEAR ENDED
	30/06/15	31/03/15	30/06/14	Audited
1 Segment revenue				
Bearing	2076.61	2721.19	2214.44	9854.95
Power	21.09	21.41	18.39	79.11
Unallocated	0.00	0.00	0.00	0.00
<b>TOTAL</b>	<b>2097.70</b>	<b>2742.60</b>	<b>2232.83</b>	<b>9934.06</b>
Less : Intersegment Revenue	21.09	21.41	18.39	79.11
Net Operational Income	2076.61	2721.19	2214.44	9854.95
2 Segment Result-Profit/ (Loss)				
Bearing	86.29	84.87	124.63	468.55
Power	16.24	20.81	13.46	69.15
<b>TOTAL</b>	<b>102.53</b>	<b>105.68</b>	<b>138.09</b>	<b>537.70</b>
Less: Finance cost	30.10	27.31	23.05	94.17
Unallocated Exp.	0.00	0.00	0.00	0.00
Profit Before Tax	72.43	78.37	115.04	443.53
3 Capital Employed				
Bearing	5672.62	5619.07	5512.08	5619.07
Power	56.06	58.19	58.69	58.19
Unallocated	26.95	24.51	(20.97)	24.51
<b>TOTAL</b>	<b>5755.63</b>	<b>5701.77</b>	<b>5549.80</b>	<b>5701.77</b>

### STATEMENT OF ASSETS AND LIABILITIES

PARTICULARS	30/06/15	30/06/14	31/03/15
	Unaudited	Unaudited	Audited
<b>A EQUITY AND LIABILITIES</b>			
1 Shareholders' Fund			
(a) Share capital	347.78	347.78	347.78
(b) Reserve and surplus	5407.85	5202.02	5353.99
<b>Sub-total-Shareholders' funds</b>	<b>5755.63</b>	<b>5549.80</b>	<b>5701.77</b>
2 Non-Current Liabilities			
(a) Long term borrowings	3.96	6.15	2.24
(b) Deferred tax (Assets) liabilities (net)	0.00	0.00	0.00
(c) Other long term liabilities	0.00	0.00	0.00
(d) Long term provisions	311.42	206.30	338.18
<b>Sub-total-Non-current liabilities</b>	<b>315.38</b>	<b>212.45</b>	<b>340.42</b>
3 Current Liabilities			
(a) Short-term borrowings	856.86	643.60	935.19
(b) Trade payables	1917.07	1775.25	1732.90
(c) Other current liabilities	363.49	349.02	380.89
(d) Short-term provisions	432.52	392.80	356.84
<b>Sub-total-current liabilities</b>	<b>3569.94</b>	<b>3160.67</b>	<b>3405.82</b>
<b>TOTAL-EQUITY AND LIABILITIES</b>	<b>9640.95</b>	<b>8922.92</b>	<b>9448.01</b>
<b>B ASSETS</b>			
1 Non-Current Assets			
(a) Fixed Assets	1233.71	1280.28	1223.05
(b) Non-current investment	40.58	40.94	40.58
(c) Deferred tax Assets (net)	89.73	40.05	87.30
(d) Long term loans and advances	122.97	153.02	131.30
(e) Other non-current assets	0.00	0.00	0.00
<b>Sub-total-Non-current assets</b>	<b>1486.99</b>	<b>1514.30</b>	<b>1482.23</b>
2 Current Assets			
(a) Current investment	0.00	0.00	0.00
(b) Inventories	4948.40	4451.67	4702.06
(c) Trade receivable	2488.57	2438.34	2474.27
(d) Cash and cash equivalents	207.09	183.88	306.73
(e) Short-term loans and advances	509.90	334.73	481.86
(f) Other current assets	0.00	0.00	0.86
<b>Sub-total current assets</b>	<b>8153.96</b>	<b>7408.62</b>	<b>7965.78</b>
<b>TOTAL ASSETS</b>	<b>9640.95</b>	<b>8922.92</b>	<b>9448.01</b>

Place : Patla, Dist. : Junagadh  
Date : 23rd July, 2015

S. M. Thanki  
Managing Director



Manufacturers of :  
ALL KINDS OF BEARINGS



ISO 9001 : 2008  
ISO / TS 16949 : 2009  
ISO 14001 : 2004  
OHSAS 18001 : 2007

www.tuv.com  
ID 0910099553

Junagadh off.: 101, G.I.D.C. Estate, Vadal Road, Junagadh - 362 003. (India) Tel.: (91-285) 2660069 Fax: (91-285) 2661505

e-mail : info@aec.com Visit us at http://www.aec.com